

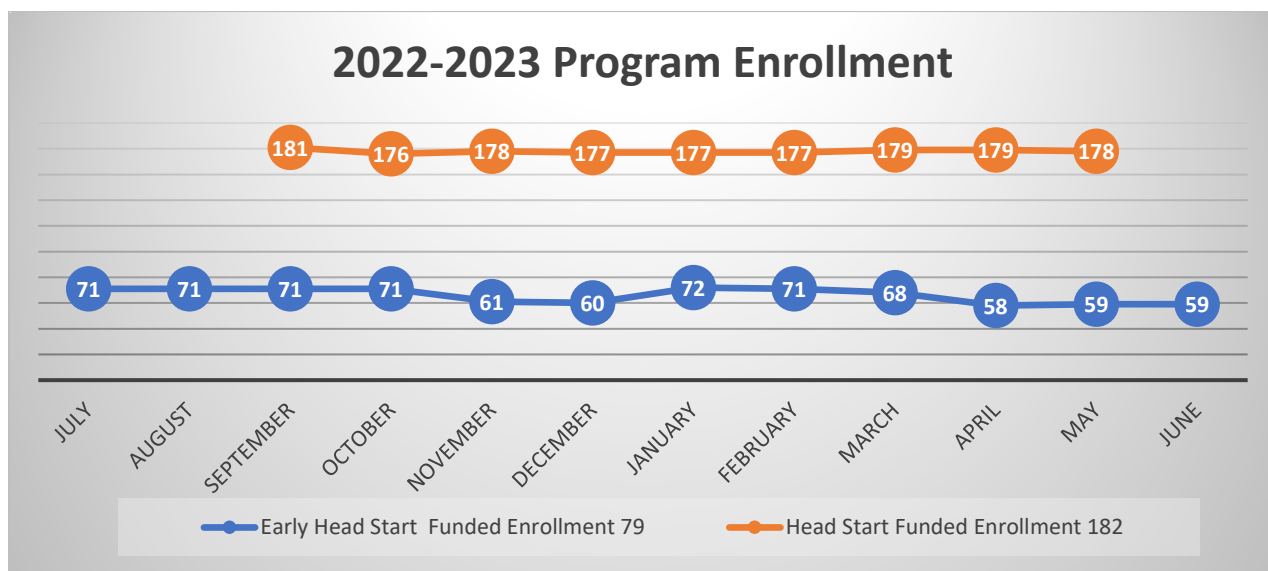


**BI-CAP Head Start: Prenatal to Five  
Annual Report to the Public  
7/1/2022 through 6/30/23  
Required by Head Start Act 644**


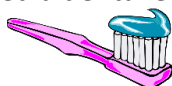
	<b>Head Start</b>	<b>Early Head Start</b>
<p>Number of children and families served, the average percent of monthly enrollment and the percent of eligible children served</p> 	<p><b>195</b> children and <b>179</b> families.</p> <p>The average monthly enrollment was <b>98%</b>.</p> <p>Of the children served 42 below 100% poverty, 4 101%-130% of poverty 7 were over-income. 82 Public Assistance 26 Foster Care 34 homeless</p>	<p><b>110</b> children and <b>87</b> families.</p> <p>The average monthly enrollment was <b>83.5%</b></p> <p>Of the children served 30 below 100% poverty, 3 -101%-130% of poverty 2 were over-income. 46 Public Assistance 7 Foster Care 22 homeless children</p>




**BI-CAP Head Start: Prenatal to Five  
Annual Report to the Public  
7/1/2022 through 6/30/23  
Required by Head Start Act 644**

**Parent Involvement:**

Parents participated in Policy Council, parent meetings, family/child events, parent/teacher conferences, Self-Assessment, Minnesota Head Start Association, and Positive Solutions for Families. Staff reached parents and children through a wide variety of technology supports.

 <p>Number of enrolled children that received medical and dental exams.</p>	<p><b>Head Start</b> <b>118</b> of children received a medical exam and <b>158</b> received a dental exam.</p>	<p><b>Early Head Start</b> <b>61</b> of children received a medical exam and <b>17</b> received a dental exam.</p> 
--	--	--



BI-CAP Head Start collaborates with local school districts and parents/guardians to best prepare children for Kindergarten. The Head Start program uses The Creative Curriculum and TS Gold as the assessment tool. Early Head Start uses Creative Curriculum and Desired Result Developmental Profile (DRDP) as the assessment tool. Staff conduct 2 parent conferences and 2 home visits throughout the program year to discuss children's progress and needs. Transitions between BI-CAP and school districts are coordinated to ensure the proper paperwork is completed and the family's transition is as smooth as possible.



The most recent audit was completed by BerganKDV for fiscal year ending September 30, 2022.

**BI-CAP Head Start: Prenatal to Five**  
**Annual Report to the Public**  
**7/1/2022 through 6/30/23**  
Required by Head Start Act 644

<b>FEDERAL Head Start/Early Head Start</b>		
<b>Line Item</b>	<b>Budget</b>	<b>Expenditures</b>
Personnel	<b>2,239,236</b>	2,289,958
Fringe	<b>743,921</b>	721,594
Travel	<b>16,167</b>	5,105
Equipment	<b>175,000</b>	181,447
Supplies	<b>108,234</b>	123,163
Contractual	<b>126,810</b>	125,854
Other	<b>771,373</b>	679,885
In-Kind/Non-Federal Share	908,626	908,626
<b>Total</b>	<b>\$5,089,367</b>	<b>\$5,035,632</b>
<b>STATE Early Head Start</b>		
<b>Line Item</b>	<b>Budget</b>	<b>Expenditures</b>
Salary & Fringe	507,777	513,955
Office Expenses	48,000	52,800
Travel/Transportation	2,325	2,546
Program Expenses	20,000	16,858
Equipment	0	0
Staff Development	2,000	502
Other	5,104	3,123
Contracted Service	36,461	31,880
Pathway 2	150,000	150,000
<b>Total</b>	<b>\$771,667</b>	<b>\$771,667</b>

<b>Other grants and donations</b>	
<b>Title</b>	<b>amount</b>
BASC	6,043
ARP	287,160
Private Donation	20,000
CACFP	122,761
MN Childcare Stabilization Grant	133,245
Early Learning Scholarships PW1	36,684
<b>Total</b>	<b>\$585,893</b>